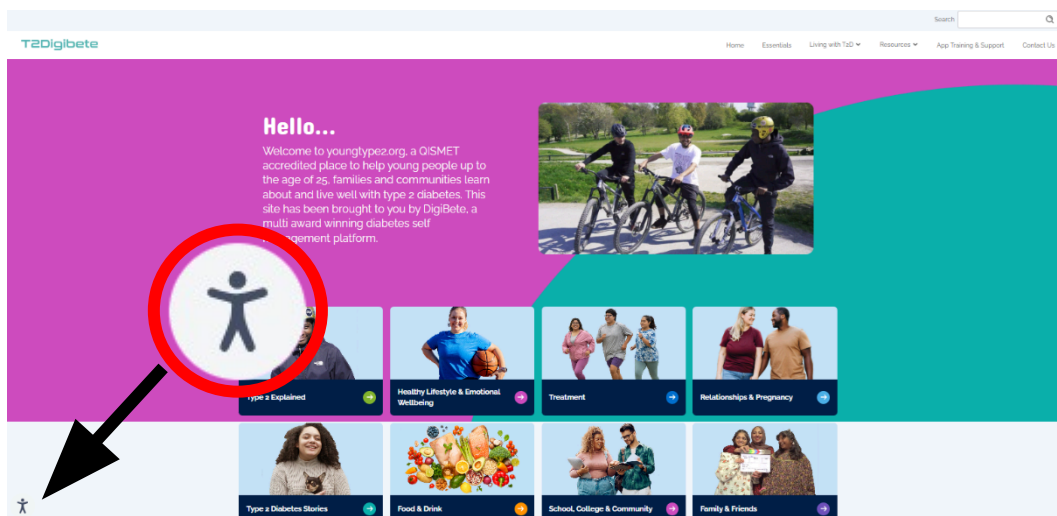


## ReachDeck Help Guide

Using the ReachDeck function to translate written resources into different languages.

In the bottom left-hand corner of the DigiBete website you will see the ReachDeck icon.

If you can't see the ReachDeck icon, check that cookies have been accepted



Click on the icon and the following toolbar will appear at the top of the screen.



If you click on the ? icon in the toolbar you can see a menu of what each of the icons on the toolbar means – see below.

Help

Starts reading the page out loud - switch between hover and click in the settings menu

Starts reading selected text or reads from the top of the page

Stops reading and clears highlights on the page

Pauses reading and retains highlights on the page

Provides written and spoken translations in multiple languages

Displays pictures related to text selected on the page

Converts selected text into an MP3

Blocks distractions on screen with a tinted mask

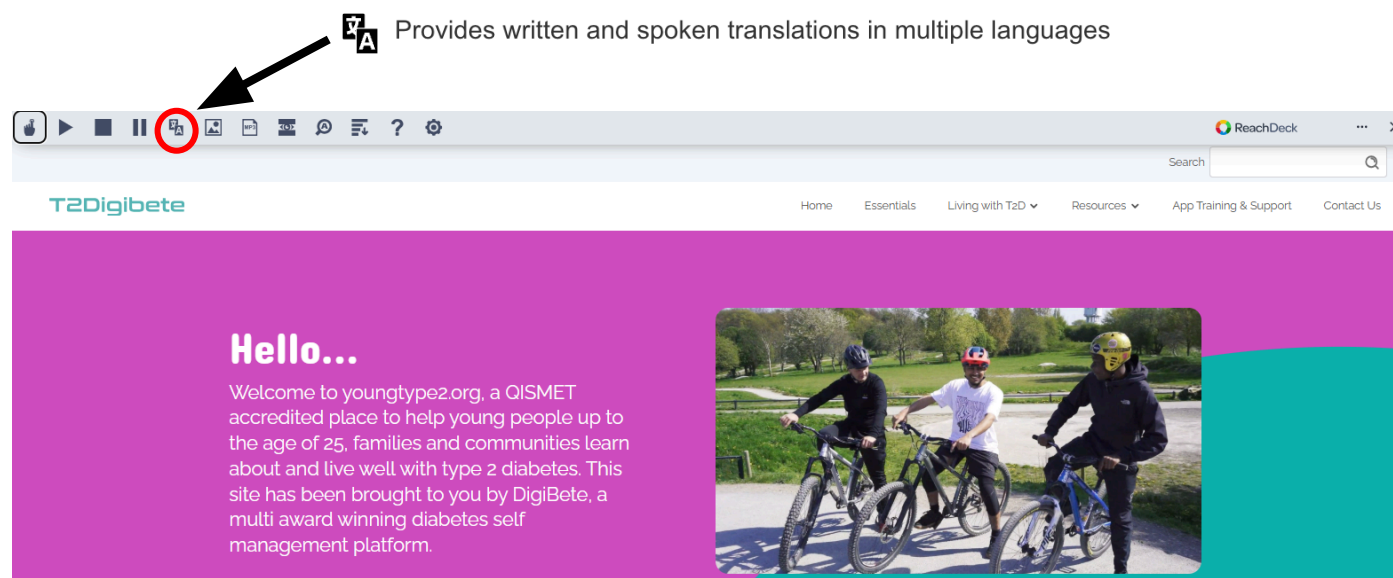
Enlarge text as it is read out loud

Removes clutter from the screen, displaying only the main text

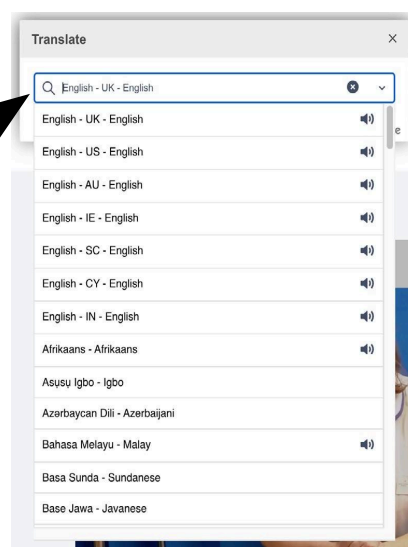
Show a simple help page that explains what the ReachDeck toolbar does

Customise options to suit individual needs or preferences

To see the DigiBete written resources in other languages you need to click on the following icon from the ReachDeck Toolbar which “provides written and spoken translations in multiple languages”.



You can also use the search to find the language you need as the list of languages is very long.



Once you have clicked on the ‘translate’ icon you can then select which language you need from the drop-down menu. There are 99 languages to choose from!

Once you have selected the language you can then choose the resources you would like to see, and the text will be interpreted for you. The PDF documents will open in a new tab.

**You may need to refresh the page for the text to translate. You may also need to refresh when navigating to a new page.**

To return to English, you will need to go click on the ‘translate’ icon again and select English from the language choice menu, then click on the blue cross on the ReachDeck toolbar to close the ReachDeck function.